



# CHIPOTLE NNN LEASE - FREEWAY LOCATION

LIBERTY TOWNSHIP, OHIO



# CHIPOTLE NNN LEASE - FREEWAY LOCATION

LIBERTY TOWNSHIP, OHIO

PRESENTED BY  **GOODMAN**  
INVESTMENT GROUP

## 01 THE PROPERTY

- 01 Investment Summary
- 02 Investment Highlights
- 03 Property Description
- 04 Property Photos

## 02 PERFORMANCE AND TENANCY

- 11 Rent Roll
- 12 Tenant Information

## 03 MARKET OVERVIEW

- 13 Market Aerials
- 15 Regional Map
- 16 Local Map
- 17 Demographics



### KYLE HARTUNG

DIRECTOR OF INVESTMENT SALES

[kyle@goodmanrealestate.com](mailto:kyle@goodmanrealestate.com)

216.342.9305

### GOODMAN REAL ESTATE SERVICES GROUP LLC

25333 Cedar Road, Suite 305 | Cleveland, Ohio 44124

389 East Livingston Avenue | Columbus, Ohio 43215



Goodman Real Estate Services Group is the Northern Ohio partner of ChainLinks Retail Advisors, the nation's leading retail-focused real estate services and commercial property brokerage organization.

**DISCLAIMER:** The information contained herein has been obtained from sources believed to be reliable. Goodman Real Estate Services Group LLC and its agents, associates, and employees make no guarantee, warranty or representation about it. The information may be subject to changes in price, financing, leases, or other errors and omissions without prior notice. Evaluating retail investment opportunities requires careful due diligence and information gathering, which is why we suggest that you and your advisors conduct your own careful investigation of the property.





# CHIPOTLE NNN LEASE - FREEWAY LOCATION

LIBERTY TOWNSHIP, OHIO



<b>PROPERTY</b>	Chipotle
<b>LEASE GUARANTOR</b>	Chipotle Mexican Grill, Inc.
<b>GUARANTOR TICKER</b>	Nasdaq: CMG
<b>ADDRESS</b>	4100 Belmont Avenue, Liberty Twp OH 44505
<b>LOCATION TYPE</b>	Freestanding
<b>LEASE TYPE</b>	Corporate NNN Lease
<b>ROOF TYPE</b>	Brand New - 20 Year Warranty
<b>MARKET</b>	Youngstown, Ohio MSA
<b>POPULATION</b>	540,000
<b>BUILDING SIZE</b>	2,325 Square Feet
<b>LAND SIZE</b>	0.6157 Acres
<b>RENT COMMENCEMENT</b>	December 31, 2022
<b>LEASE EXPIRATION</b>	December 31, 2032
<b>BASE RENT INCREASES</b>	10% Every 5 Years Primary Term and Options
<b>NET OPERATING INCOME</b>	\$120,900
<b>CAP RATE</b>	5.9%
<b>PRICE</b>	\$2,049,152



## INVESTMENT HIGHLIGHTS



Corporate Lease Guaranteed by Chipotle Mexican Grill, Inc. (NYSE: CMG)

Interstate 80 Exit Location Adjacent Starbucks

Tenant Maintains Parking Lot Including Landscaping and Snowplowing

Transferrable Roof Warranty

9 Years Guaranteed Term Remain with 10% Increases Every 5 Years

Brand New Building with Chipotle's Newest Prototype

Located in Thriving Retail and Transportation Hub






# CHIPOTLE NNN LEASE - FREEWAY LOCATION

LIBERTY TOWNSHIP, OHIO

## PROPERTY DESCRIPTION

For sale to qualified investors is the fee simple interest in a corporate lease with Chipotle Mexican Grill, Inc., located in Liberty Township, Ohio. The property is located at the Interstate 80 exit serving Liberty and Youngstown, Ohio, adjacent Starbucks. The 2,325 square foot building features a drive thru, indoor seating and outdoor patio seating. The lease features a corporate guaranty, 9 years of guaranteed term remaining with 10% increases every 5 years, and is a rare "hands-off" Chipotle lease. Chipotle is responsible for the groundskeeping and parking lot, leaving no day-to-day management responsibilities for the owner. Also included with this offering is a transferable 20-year roof warranty. The property is surrounded by other retail, hospitality and businesses, and is convenient to customers both locally and more regionally from adjacent Interstate 80 exits. Investment in this asset will offer the buyer the opportunity to own a hands-off corporate lease with a brand-new prototypical building with immediate freeway access and exposure.



## YOUNGSTOWN, OHIO

The Youngstown-Warren MSA is the 109th largest in the US with over 540,000 people. The city is located midway between Cleveland and Pittsburgh, while ground shipping can reach New York City and Chicago overnight. New economic opportunities presented by local exploration of the Utica and Marcellus Shale formations have changed the local business landscape in recent years. Higher education institutions Eastern Gateway Community College and ShaleNET have implemented programs focusing on the industry expansion. Cultural and educational venues include Youngstown State University, the Butler Institute of Art, the Warren Community Amphitheatre and Packard Music Hall, in addition to many other arts and culture opportunities, museums and memorials. Large employers in the area include General Motors, Infocision, Covelli Enterprises (largest Panera franchisee), Alcoa Engineered Products, and more.





# CHIPOTLE NNN LEASE - FREEWAY LOCATION

LIBERTY TOWNSHIP, OHIO







# CHIPOTLE NNN LEASE - FREEWAY LOCATION

LIBERTY TOWNSHIP, OHIO







# CHIPOTLE NNN LEASE - FREEWAY LOCATION

LIBERTY TOWNSHIP, OHIO







# CHIPOTLE NNN LEASE - FREEWAY LOCATION

LIBERTY TOWNSHIP, OHIO







# CHIPOTLE NNN LEASE - FREEWAY LOCATION

LIBERTY TOWNSHIP, OHIO







# CHIPOTLE NNN LEASE - FREEWAY LOCATION

LIBERTY TOWNSHIP, OHIO







# CHIPOTLE NNN LEASE - FREEWAY LOCATION

LIBERTY TOWNSHIP, OHIO



**TOWNEPLACE  
SUITES<sup>®</sup>**  
MARRIOTT  
COMING SOON

**24 HOURS SELF STORAGE**  
SECURITY CONTROLLED

UNLEADED **3.02<sup>9</sup>** DIESEL **4.19<sup>9</sup>**





# CHIPOTLE NNN LEASE - FREEWAY LOCATION

LIBERTY TOWNSHIP, OHIO

TENANT NAME	SQUARE FEET	PRO RATA	LEASE TERM		RENTAL RATES		RECOVERY TYPE
			BEGIN	END	BEGIN	ANNUALLY	
Chipotle Mexican Grill, Inc.	2,325	100%	12-31-2022	12-31-2032	Current	\$120,900	NNN
					1-1-2028	\$132,990	
					<b>Options:</b>		
					1-1-2033	\$146,289	
					1-1-2038	\$160,917.90	
					1-1-2043	\$177,009.69	
1-1-2048	\$194,710.66						

## COMMENTS/OPTIONS

Landlord responsible for roof (new with 20 year warranty) and structure only. Tenant maintains the Premises including parking lot and HVAC.

**Options:** Four 5-year options to be exercised no less than 180 days prior to expiration of the current term.







## Chipotle Then and Now...

Chipotle Mexican Grill, Inc., known simply as Chipotle, is an American chain of fast casual restaurants with locations in the United States, United Kingdom, Canada, Germany, and France, specializing in bowls, tacos and Mission burritos that are made to order in front of the customer. Its name derives from chipotle, the Nahuatl name for a smoked and dried jalapeño chili pepper. Chipotle is one of the first chains of fast casual dining establishments. Founded by Steve Eells on July 13, 1993, Chipotle had 16 restaurants (all in Colorado) when McDonald's Corporation became a major investor in 1998. By the time McDonald's fully divested itself from Chipotle in 2006, the chain had grown to over 500 locations. With more than 3,000 locations in 49 US states, Chipotle currently employs roughly 45,000 people and is one of the largest fast casual restaurant chains in the United States.

- 1993** Steve Eells opens the first Chipotle Mexican Grill in Denver, Colorado.
- 1995** The second store opens using the first Chipotle's cash flow, and the third store opens using an SBA loan.
- 1997** As six more Chipotle Mexican Grills opened in the Denver area during 1997, bringing the total to 14, Eells and other company leaders began seeking more funding to accelerate the growth rate.
- 1998** McDonald's acquires a minority position before taking majority control the following year. The first restaurant outside of Colorado opens in Kansas City.
- 2002** As 55 more Chipotles open and another 70 the following year, the total grows to 300.
- 2003** As Chipotle celebrates its tenth anniversary, Chipotle ranked as one of the fastest-growing restaurant chains in the country.
- 2004** By late 2004, with the store count nearing 400, nothing has slowed Chipotle's remarkable growth.
- 2011** Consumer Reports ranked Chipotle as the best Mexican fast-food chain.
- 2018** In November 2017, founder and CEO Steve Eells announced he would be stepping down from his position and is later replaced by Taco Bell CEO Brian Niccol.
- 2022** The company has grown to over 3,000 stores in 49 US States.





# CHIPOTLE NNN LEASE - FREEWAY LOCATION

LIBERTY TOWNSHIP, OHIO



## VIEW SOUTH

**BELMONT PLAZA**

ALDI | DOLLAR TREE | CITI TRENDS | O'Reilly AUTO PARTS

### Walmart\*

five BELOW | Great Clips | DOLLAR GENERAL

SALLY BEAUTY | H&R BLOCK | Little Caesars

SHERWIN WILLIAMS | BAYMONT BY WYNDHAM | Wendy's

premier@bank | LONG JOHN SILVER'S | PAPA JOHN'S PIZZA

McDonald's | Arby's | Bob Evans | Shell | Denny's

Days Inn



20,388 VPD (23)

41,730 VPD (23)



### TOWNEPLACE SUITES MARRIOTT COMING SOON



BELMONT AVE







# CHIPOTLE NNN LEASE - FREEWAY LOCATION

LIBERTY TOWNSHIP, OHIO

## VIEW NORTH




CHURCH HILL COMMONS

MERCY HEALTH  
CHEMICAL BANK  
SUPERCUTS

TOWN SQUARE

SUBWAY  
bodygoodies



**TOWNEPLACE SUITES**  
MARRIOTT  
COMING SOON

41,730 VPD (23)

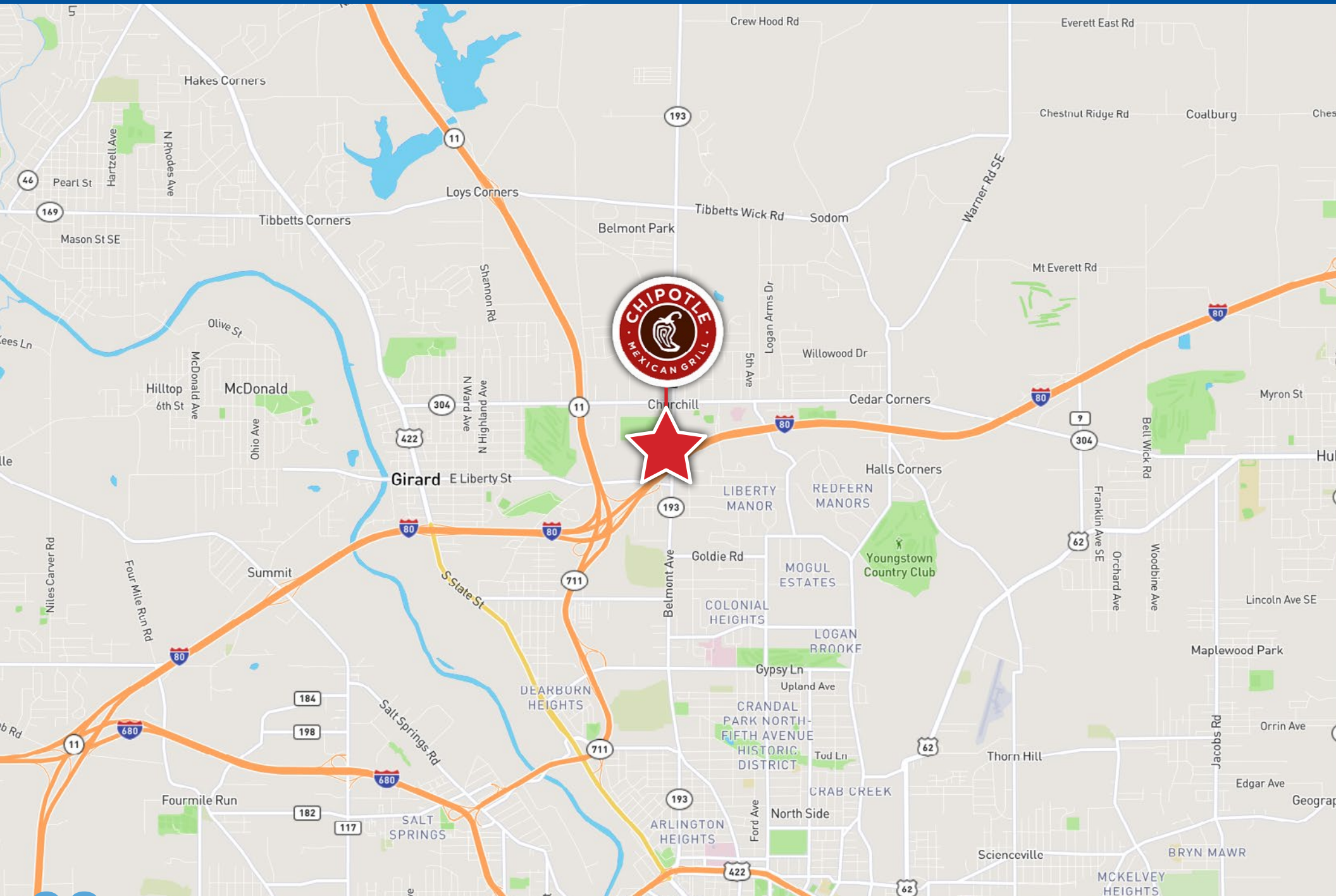






# CHIPOTLE NNN LEASE - FREEWAY LOCATION

LIBERTY TOWNSHIP, OHIO

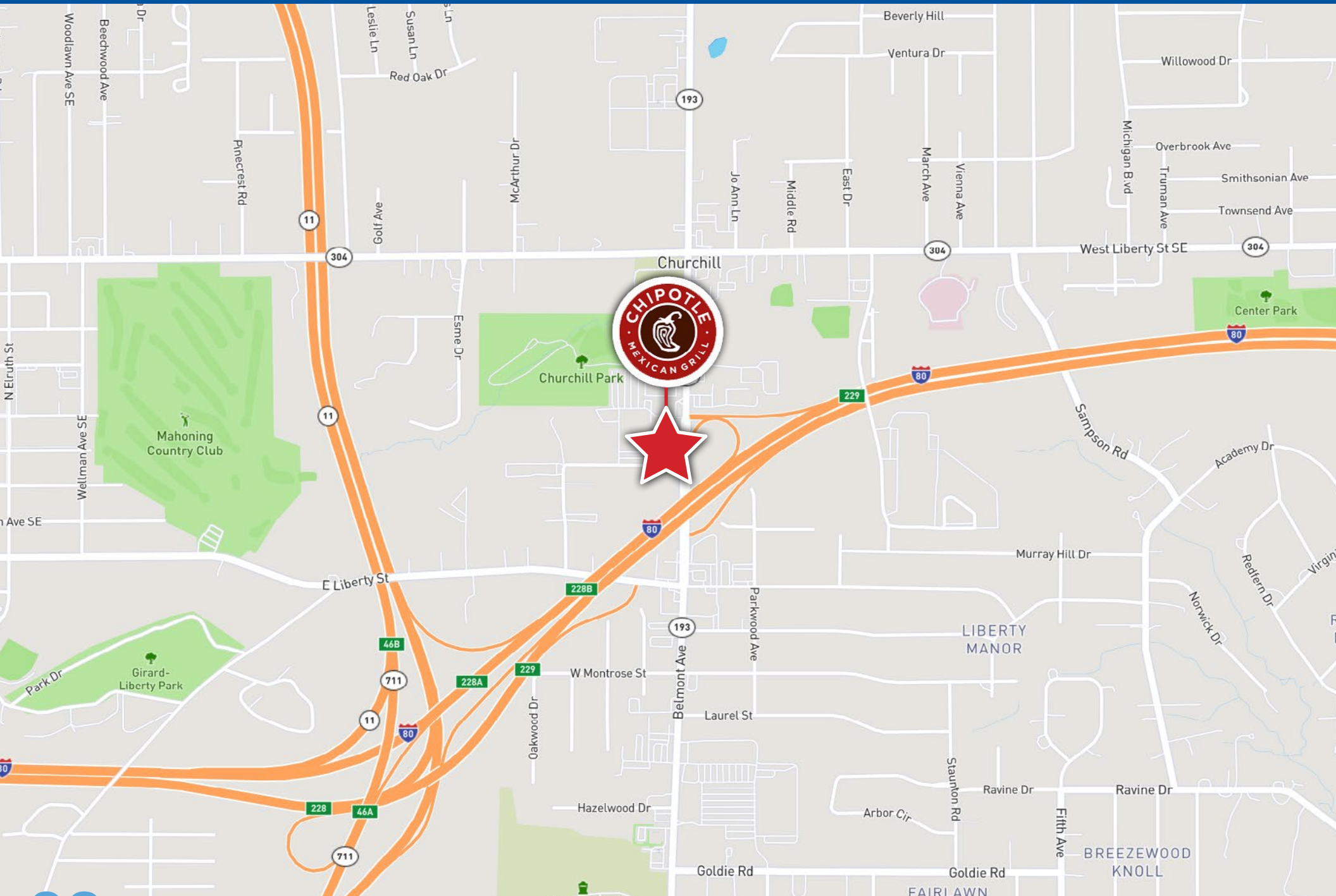






# CHIPOTLE NNN LEASE - FREEWAY LOCATION


LIBERTY TOWNSHIP, OHIO







## 5 MILE RADIUS DEMOGRAPHICS



**80,560**

Population



**41**

Median Age



**2.3**

Average Household Size



## AVERAGE HOUSEHOLD INCOME

**\$65,237**

3 Mile Radius

**\$59,153**

5 Mile Radius

**\$59,135**

7 Mile Radius





# CHIPOTLE NNN LEASE - FREEWAY LOCATION LIBERTY TOWNSHIP, OHIO

	3 MILE	5 MILE	7 MILE	10 MILE
<b>POPULATION</b>				
Current Year Estimated Population	30,447	80,560	163,697	291,366
5 Year Projected Population	29,880	79,114	160,185	285,290
2010 Census Population	33,610	87,514	175,819	308,751
2000 Census Population	36,086	97,949	197,579	340,965
<b>HOUSEHOLDS</b>				
Current Year Estimated Households	12,038	32,648	68,356	122,565
5 Year Projected Households	11,795	32,008	66,807	119,906
2010 Census Households	13,308	35,784	73,634	130,198
2000 Census Households	14,416	38,981	79,983	138,325
<b>AGE</b>				
Est. Population Under 10 Years	10.8%	10.9%	11.0%	10.9%
Est. Population 10-19	11.3%	11.6%	11.6%	11.6%
Est. Population 20-30	13.1%	13.6%	12.9%	12.7%
Est. Population 30-44	19.4%	18.7%	18.1%	17.5%
Est. Population 45-59	16.6%	17.1%	17.5%	17.7%
Est. Population 60-74	19.8%	19.4%	19.6%	20.3%
Est. Population 75 Years or Over	9.0%	8.8%	9.1%	9.3%
<b>INCOME</b>				
Est. HH Inc \$200,000 or more	2.5%	1.9%	1.8%	2.2%
Est. HH Inc \$150,000 to \$199,999	4.7%	3.3%	3.3%	4.4%
Est. HH Inc \$100,000 to \$149,999	10.8%	9.8%	9.8%	11.6%
Est. HH Inc \$75,000 to \$99,999	9.3%	9.2%	10.2%	11.3%
Est. HH Inc \$50,000 to 74,999	18.6%	18.7%	18.9%	18.7%
Est. HH Inc \$35,000 to \$49,999	14.8%	16.0%	15.9%	15.0%
Est. HH Inc \$25,000 to \$34,999	11.8%	11.9%	12.1%	11.3%
Est. HH Inc \$15,000 to \$24,999	12.9%	12.2%	12.3%	11.2%
Est. HH Inc Under \$15,000	14.6%	17.0%	15.6%	14.4%
Est. Average Household Income	\$65,237	\$59,153	\$59,135	\$65,304
Est. Median Household Income	\$44,944	\$42,933	\$44,036	\$47,951
Est. Per Capita Income	\$25,793	\$23,973	\$24,693	\$27,471

